





District Health Assessment for Multiple District 316 through December 2025

		Clubs							Membership							Member Strength		Cancellation		Reports			Finance	Leadership			
District Name	Status/ Number of Months in Status *	Active Clubs	Clubs in Status Quo	Total Clubs	% Status Quo Clubs in Financial Suspension	New Clubs	Cancelled Clubs	YTD Net Club Gain/Loss	Current Members In Active Clubs	Current Members In Status Quo Clubs	Current Total Members Count	YTD Add	YTD Drop	YTD NetGrowth (includes Active and Status Quo)	YTD NetGrowth% (includes Active and Status Quo)	Member Count 12 Months Ago	Average Member Count Per Club	% of Clubs with less than 20 members	Average Cancelled Club Age	Members Lost Due to Cancelled Clubs	% of Clubs Reporting Service	% No MMR in 3 Months	% No Officer Report in 12 months	% of Clubs with balance 90+ days	Number of Zone Chairs Recorded	Number of Region Chairs Recorded	District Officers Vacancies **
316 A		59	2	61	100%	6	9	-3	2422	41	2463	370	390	-20	-0.81%	2,317	41	15%	11	224	98%	46%	7%	18%	11	5	
316 B		68	2	70	100%	11	4	7	2321	62	2383	610	251	359	17.74%	1,939	34	24%	9	69	53%	40%	7%	26%	12	5	
316 D		102	0	102	0%	11	6	5	2917	0	2917	429	508	-79	-2.64%	2,673	29	43%	1	255	94%	34%	1%	8%	20	6	
316 G		79	0	79	0%	7	0	7	3099	0	3099	444	159	285	10.13%	2,750	39	20%	0	0	100%	32%	0%	4%	20	7	
316 H	T(5)	43	0	43	0%	4	7	-3	1061	0	1061	254	928	-674	-38.85%	1,207	25	42%	1	676	28%	33%	7%	23%	11	5	2nd VDG
316 J		53	1	54	100%	3	4	-1	2047	20	2067	176	217	-41	-1.94%	2,131	39	43%	13	59	50%	65%	4%	13%	12	5	
		404	5	409	100%	42	30	12	13867	123	13990	2283	2453	-170	-1.20%	13,017	35	31%	7	1,283	76%	40%	4%	14%	86	33	




District Health Assessment for Multiple District 317 through December 2025

		Clubs							Membership							Member Strength		Cancellation		Reports			Finance	Leadership			
District Name	Status/ Number of Months in Status *	Active Clubs	Clubs in Status Quo	Total Clubs	% Status Quo Clubs in Financial Suspension	New Clubs	Cancelled Clubs	YTD Net Club Gain/Loss	Current Members In Active Clubs	Current Members In Status Quo Clubs	Current Total Members Count	YTD Add	YTD Drop	YTD NetGrowth (includes Active and Status Quo)	YTD NetGrowth% (includes Active and Status Quo)	Member Count 12 Months Ago	Average Member Count Per Club	% of Clubs with less than 20 members	Average Cancelled Club Age	Members Lost Due to Cancelled Clubs	% of Clubs Reporting Service	% No MMR in 3 Months	% No Officer Report in 12 months	% of Clubs with balance 90+ days	Number of Zone Chairs Recorded	Number of Region Chairs Recorded	District Officers Vacancies **
317 A		83	0	83	0%	7	1	6	2587	0	2587	574	187	387	17.59%	2,362	31	23%	7	12	96%	40%	1%	10%	20	7	
317 G		95	0	95	0%	9	7	2	2762	0	2762	563	548	15	0.55%	2,511	29	21%	8	151	93%	47%	2%	17%	20	10	
317 B		110	0	110	0%	1	2	-1	3715	0	3715	323	181	142	3.97%	3,634	34	21%	1	63	100%	64%	0%	15%	26	12	
317 C		112	1	113	0%	12	2	10	3220	29	3249	658	184	474	17.08%	2,895	29	33%	10	46	88%	55%	1%	4%	20	9	2nd VDG
317 D		118	0	118	0%	3	1	2	4666	0	4666	530	187	343	7.93%	4,442	40	13%	40	14	98%	51%	1%	21%	24	12	
317 E		72	0	72	0%	4	6	-2	2393	0	2393	317	274	43	1.83%	2,325	33	21%	2	98	97%	43%	1%	25%	18	7	
317 F		90	1	91	100%	6	2	4	2419	10	2429	308	104	204	9.17%	2,153	27	33%	4	0	99%	60%	1%	10%	20	7	
		680	2	682	50%	42	21	21	21762	39	21801	3273	1665	1608	7.96%	20,322	32	23%	7	384	96%	52%	1%	14%	148	64	




District Health Assessment for Multiple District 318 through December 2025

		Clubs							Membership							Member Strength		Cancellation		Reports			Finance	Leadership			
District Name	Status/ Number of Months in Status *	Active Clubs	Clubs in Status Quo	Total Clubs	% Status Quo Clubs in Financial Suspension	New Clubs	Cancelled Clubs	YTD Net Club Gain/Loss	Current Members In Active Clubs	Current Members In Status Quo Clubs	Current Total Members Count	YTD Add	YTD Drop	YTD NetGrowth (includes Active and Status Quo)	YTD NetGrowth% (includes Active and Status Quo)	Member Count 12 Months Ago	Average Member Count Per Club	% of Clubs with less than 20 members	Average Cancelled Club Age	Members Lost Due to Cancelled Clubs	% of Clubs Reporting Service	% No MMR in 3 Months	% No Officer Report in 12 months	% of Clubs with balance 90+ days	Number of Zone Chairs Recorded	Number of Region Chairs Recorded	District Officers Vacancies **
318 A		151	0	151	0%	8	3	5	4325	0	4325	565	256	309	7.69%	4,178	29	26%	8	41	98%	38%	3%	11%	41	20	
318 B		122	1	123	100%	6	5	1	3709	23	3732	409	263	146	4.07%	3,453	30	17%	7	82	98%	55%	4%	6%	28	13	
318 C		176	1	177	100%	12	3	9	6153	20	6173	836	321	515	9.10%	5,458	35	12%	2	50	99%	58%	4%	10%	38	18	
DISTRICT 318 D		172	1	173	100%	4	6	-2	6390	20	6410	672	480	192	3.09%	5,703	37	17%	6	134	93%	51%	2%	7%	42	21	
DISTRICT 318 D1		49	0	49	0%	8	0	8	1396	0	1396	396	132	264	23.32%	1,155	28	27%	0	0	98%	39%	0%	8%	10	6	
318 E		162	3	165	100%	6	5	1	5962	94	6056	516	380	136	2.30%	6,000	37	13%	6	69	99%	48%	2%	13%	34	15	
		832	6	838	100%	44	22	22	27935	157	28092	3394	1832	1562	5.89%	25,947	34	17%	6	376	98%	50%	3%	9%	193	93	



District Health Assessment for Multiple District 320 through December 2025

		Clubs							Membership							Member Strength		Cancellation		Reports			Finance		Leadership		
District Name	Status/ Number of Months in Status *	Active Clubs	Clubs in Status Quo	Total Clubs	% Status Quo Clubs in Financial Suspension	New Clubs	Cancelled Clubs	YTD Net Club Gain/Loss	Current Members In Active Clubs	Current Members In Status Quo Clubs	Current Total Members Count	YTD Add	YTD Drop	YTD NetGrowth (includes Active and Status Quo)	YTD NetGrowth% (includes Active and Status Quo)	Member Count 12 Months Ago	Average Member Count Per Club	% of Clubs with less than 20 members	Average Cancelled Club Age	Members Lost Due to Cancelled Clubs	% of Clubs Reporting Service	% No MMR in 3 Months	% No Officer Report in 12 months	% of Clubs with balance 90+ days	Number of Zone Chairs Recorded	Number of Region Chairs Recorded	District Officers Vacancies **
320 A		88	2	90	100%	9	5	4	3490	35	3525	472	532	-60	-1.67%	3,275	40	23%	3	98	100%	39%	2%	18%	22	7	
320 B		54	1	55	100%	3	9	-6	2064	16	2080	417	597	-180	-7.96%	1,961	38	27%	7	317	93%	42%	2%	22%	13	5	
320 C		62	0	62	0%	4	8	-4	1709	0	1709	236	564	-328	-16.10%	1,804	28	29%	7	317	84%	48%	2%	8%	12	4	
320 D		124	1	125	100%	14	17	-3	4329	20	4349	1132	1102	30	0.69%	3,530	35	18%	3	861	90%	48%	1%	23%	26	10	
320 E		85	1	86	100%	16	3	13	3940	20	3960	755	361	394	11.05%	3,076	46	13%	2	113	92%	34%	0%	27%	23	7	
320 F		77	0	77	0%	8	6	2	2526	0	2526	312	697	-385	-13.23%	2,415	33	23%	4	583	94%	45%	6%	13%	24	8	
320 G		87	0	87	0%	4	16	-12	2846	0	2846	425	886	-461	-13.94%	3,266	33	32%	4	564	99%	41%	1%	10%	31	12	
320 H		54	0	54	0%	15	9	6	1973	0	1973	999	946	53	2.76%	1,778	37	13%	11	363	94%	28%	2%	33%	13	5	
		631	5	636	100%	73	73	0	22877	91	22968	4748	5685	-937	-3.92%	21,105	36	22%	5	3,216	93%	41%	2%	19%	164	58	



District Health Assessment for Multiple District 321 through December 2025

District Name	Status/ Number of Months in Status *	Clubs						Membership								Member Strength		Cancellation		Reports			Finance	Leadership			
		Active Clubs	Clubs in Status Quo	Total Clubs	% Status Quo Clubs in Financial Suspension	New Clubs	Cancelled Clubs	YTD Net Club Gain/Loss	Current Members In Active Clubs	Current Members In Status Quo Clubs	Current Total Members Count	YTD Add	YTD Drop	YTD NetGrowth (includes Active and Status Quo)	YTD NetGrowth% (includes Active and Status Quo)	Member Count 12 Months Ago	Average Member Count Per Club	% of Clubs with less than 20 members	Average Cancelled Club Age	Members Lost Due to Cancelled Clubs	% of Clubs Reporting Service	% No MMR in 3 Months	% No Officer Report in 12 months	% of Clubs with balance 90+ days	Number of Zone Chairs Recorded	Number of Region Chairs Recorded	District Officers Vacancies **
321A1		60	0	60	0%	6	0	6	1797	0	1797	301	72	229	14.60%	1,545	30	25%	0	0	52%	53%	5%	25%	9	4	
321A2		157	0	157	0%	13	6	7	3349	0	3349	540	529	11	0.33%	3,195	21	43%	6	181	98%	46%	6%	18%	36	12	GLT
321A3		132	0	132	0%	8	5	3	2683	0	2683	786	430	356	15.30%	2,198	20	58%	11	194	48%	33%	2%	20%	26	12	
321B1		103	0	103	0%	5	3	2	2720	0	2720	469	463	6	0.22%	2,359	26	42%	1	253	97%	29%	1%	17%	27	14	
321B2		67	0	67	0%	6	4	2	1513	0	1513	314	252	62	4.27%	1,407	23	42%	7	83	69%	33%	7%	30%	18	9	
321C1		176	0	176	0%	9	2	7	4744	0	4744	770	203	567	13.57%	3,922	27	43%	14	39	98%	41%	8%	16%	48	20	
321C2		72	0	72	0%	6	8	-2	2554	0	2554	461	437	24	0.95%	2,435	35	26%	10	206	53%	36%	3%	22%	0	0	
321 D		146	0	146	0%	5	16	-11	3897	0	3897	586	824	-238	-5.76%	3,753	27	48%	10	511	24%	49%	12%	20%	45	16	
321 E		100	0	100	0%	10	6	4	3197	0	3197	573	366	207	6.92%	2,799	32	15%	8	180	58%	31%	6%	14%	28	16	
321 F		192	1	193	100%	20	7	13	5355	20	5375	1054	513	541	11.19%	4,460	28	29%	10	128	100%	39%	5%	18%	48	14	
		1205	1	1206	100%	88	57	31	31809	20	31829	5854	4089	1765	5.87%	28,073	26	39%	9	1,775	74%	40%	6%	19%	285	117	



District Health Assessment for Multiple District 322 through December 2025

District Name	Status/ Number of Months in Status *	Clubs							Membership							Member Strength		Cancellation		Reports			Finance	Leadership			
		Active Clubs	Clubs in Status Quo	Total Clubs	% Status Quo Clubs in Financial Suspension	New Clubs	Cancelled Clubs	YTD Net Club Gain/ Loss	Current Members In Active Clubs	Current Members In Status Quo Clubs	Current Total Members Count	YTD Add	YTD Drop	YTD NetGrowth (includes Active and Status Quo)	YTD NetGrowth% (includes Active and Status Quo)	Member Count 12 Months Ago	Average Member Count Per Club	% of Clubs with less than 20 members	Average Cancelled Club Age	Members Lost Due to Cancelled Clubs	% of Clubs Reporting Service	% No MMR in 3 Months	% No Officer Report in 12 months	% of Clubs with balance 90+ days	Number of Zone Chairs Recorded	Number of Region Chairs Recorded	District Officers Vacancies **
322 A		82	4	86	100%	6	9	-3	2770	91	2861	528	507	21	0.74%	2,815	34	20%	8	168	100%	34%	0%	19%	20	6	
322 B1		101	0	101	0%	15	4	11	4606	0	4606	893	353	540	13.28%	3,823	46	7%	2	58	92%	15%	1%	1%	15	0	
322 B2		92	1	93	100%	9	8	1	3349	20	3369	589	298	291	9.45%	3,002	36	13%	11	149	76%	40%	4%	8%	19	9	
322C1		108	3	111	100%	2	5	-3	3488	33	3521	407	243	164	4.89%	3,200	32	25%	5	78	96%	37%	3%	30%	25	11	
322C2		65	0	65	0%	10	2	8	2402	0	2402	443	433	10	0.42%	2,260	37	34%	1	38	68%	28%	8%	55%	16	8	
322C3		90	4	94	100%	8	3	5	3505	62	3567	719	213	506	16.53%	3,178	39	22%	7	20	98%	29%	0%	24%	17	7	
322C4		48	2	50	100%	4	1	3	1566	135	1701	434	143	291	20.64%	1,395	33	28%	3	13	62%	44%	0%	24%	15	7	
322C5		44	0	44	0%	4	1	3	1601	0	1601	306	82	224	16.27%	1,337	36	14%	23	35	98%	34%	7%	16%	7	4	
322 D		79	0	79	0%	6	3	3	3002	0	3002	381	218	163	5.74%	2,838	38	11%	6	52	87%	27%	0%	15%	16	8	
322 E		147	2	149	100%	10	16	-6	4262	39	4301	526	1282	-756	-14.95%	4,366	29	43%	5	1,072	48%	67%	3%	17%	41	19	
322 F		100	4	104	100%	9	12	-3	3859	118	3977	864	355	509	14.68%	3,590	39	11%	4	85	72%	32%	1%	19%	19	0	
322 H		60	1	61	100%	14	14	0	1926	22	1948	689	369	320	19.66%	1,645	32	2%	3	284	75%	41%	2%	21%	14	5	
322 G		89	1	90	100%	14	13	1	4241	20	4261	766	577	189	4.64%	3,980	48	6%	4	366	99%	42%	4%	23%	18	7	
		1105	22	1127	100%	111	91	20	40577	540	41117	7545	5073	2472	6.40%	37,429	37	19%	5	2,418	81%	37%	2%	20%	242	91	



District Health Assessment for Multiple District 3231 through December 2025

District Name	Status/ Number of Months in Status *	Clubs							Membership							Member Strength		Cancellation		Reports			Finance	Leadership			
		Active Clubs	Clubs in Status Quo	Total Clubs	% Status Quo Clubs in Financial Suspension	New Clubs	Cancelled Clubs	YTD Net Club Gain/Loss	Current Members In Active Clubs	Current Members In Status Quo Clubs	Current Total Members Count	YTD Add	YTD Drop	YTD NetGrowth (includes Active and Status Quo)	YTD NetGrowth% (includes Active and Status Quo)	Member Count 12 Months Ago	Average Member Count Per Club	% of Clubs with less than 20 members	Average Cancelled Club Age	Members Lost Due to Cancelled Clubs	% of Clubs Reporting Service	% No MMR in 3 Months	% No Officer Report in 12 months	% of Clubs with balance 90+ days	Number of Zone Chairs Recorded	Number of Region Chairs Recorded	District Officers Vacancies **
3231A1		50	0	50	0%	7	1	6	1595	0	1595	344	81	263	19.74%	1,374	32	52%	51	7	68%	44%	2%	0%	8	4	
3231A2		57	1	58	100%	5	13	-8	2129	20	2149	313	424	-111	-4.91%	2,225	37	34%	10	287	53%	53%	2%	16%	0	5	
3231A3		121	0	121	0%	5	3	2	4928	0	4928	599	227	372	8.17%	4,585	41	36%	9	14	58%	47%	2%	11%	12	6	
3231A4		55	2	57	100%	3	5	-2	1884	28	1912	290	374	-84	-4.21%	1,798	34	26%	9	240	70%	44%	2%	7%	11	4	
		283	3	286	100%	20	22	-2	10536	48	10584	1546	1106	440	4.34%	9,982	37	37%	11	548	61%	47%	2%	9%	31	19	



District Health Assessment for Multiple District 3232 through December 2025

District Name	Status/ Number of Months in Status *	Clubs							Membership							Member Strength		Cancellation		Reports			Finance	Leadership			
		Active Clubs	Clubs in Status Quo	Total Clubs	% Status Quo Clubs in Financial Suspension	New Clubs	Cancelled Clubs	YTD Net Club Gain/Loss	Current Members In Active Clubs	Current Members In Status Quo Clubs	Current Total Members Count	YTD Add	YTD Drop	YTD NetGrowth (includes Active and Status Quo)	YTD NetGrowth% (includes Active and Status Quo)	Member Count 12 Months Ago	Average Member Count Per Club	% of Clubs with less than 20 members	Average Cancelled Club Age	Members Lost Due to Cancelled Clubs	% of Clubs Reporting Service	% No MMR in 3 Months	% No Officer Report in 12 months	% of Clubs with balance 90+ days	Number of Zone Chairs Recorded	Number of Region Chairs Recorded	District Officers Vacancies **
3232B1		34	1	35	100%	5	6	-1	1655	14	1669	402	496	-94	-5.33%	1,499	49	17%	4	118	83%	23%	3%	17%	5	3	
3232B2		61	1	62	100%	22	9	13	2921	50	2971	1638	1166	472	18.89%	1,847	48	0%	9	923	95%	53%	2%	27%	8	4	GMT
3232B3		49	0	49	0%	19	10	9	2325	0	2325	1074	1109	-35	-1.48%	1,784	47	0%	8	681	65%	22%	6%	24%	5	3	
3232B4		58	0	58	0%	13	8	5	4234	0	4234	1016	1220	-204	-4.60%	2,506	73	7%	4	802	98%	55%	21%	14%	8	3	
3232F1		112	2	114	100%	5	7	-2	3707	44	3751	367	828	-461	-10.94%	3,431	33	60%	5	412	76%	45%	4%	13%	17	9	
3232F2		91	1	92	100%	8	8	0	2769	20	2789	351	316	35	1.27%	2,884	30	34%	10	144	66%	46%	9%	17%	17	6	GST
3232 J		61	0	61	0%	6	3	3	1925	0	1925	309	97	212	12.38%	1,836	32	33%	4	20	100%	43%	2%	8%	14	5	
		466	5	471	100%	78	51	27	19536	128	19664	5157	5232	-75	-0.38%	15,787	42	27%	7	3,100	82%	43%	6%	17%	74	33	



District Health Assessment for Multiple District 3233 through December 2025

District Name	Status/ Number of Months in Status *	Clubs							Membership							Member Strength		Cancellation		Reports			Finance	Leadership			
		Active Clubs	Clubs in Status Quo	Total Clubs	% Status Quo Clubs in Financial Suspension	New Clubs	Cancelled Clubs	YTD Net Club Gain/ Loss	Current Members In Active Clubs	Current Members In Status Quo Clubs	Current Total Members Count	YTD Add	YTD Drop	YTD NetGrowth (includes Active and Status Quo)	YTD NetGrowth% (includes Active and Status Quo)	Member Count 12 Months Ago	Average Member Count Per Club	% of Clubs with less than 20 members	Average Cancelled Club Age	Members Lost Due to Cancelled Clubs	% of Clubs Reporting Service	% No MMR in 3 Months	% No Officer Report in 12 months	% of Clubs with balance 90+ days	Number of Zone Chairs Recorded	Number of Region Chairs Recorded	District Officers Vacancies **
3233 C		138	0	138	0%	15	5	10	2938	0	2938	575	143	432	17.24%	2,666	21	54%	11	39	96%	40%	0%	9%	30	12	
3233E1		207	2	209	100%	6	12	-6	5249	88	5337	455	1334	-879	-14.14%	5,109	25	53%	6	1,049	48%	59%	7%	10%	59	21	
3233E2		142	1	143	100%	5	5	0	4978	6	4984	580	275	305	6.52%	5,006	35	35%	10	85	56%	45%	3%	13%	34	12	GMT
3233G1		234	2	236	100%	36	7	29	3880	31	3911	973	1017	-44	-1.11%	3,335	17	64%	15	872	26%	67%	7%	46%	36	12	
3233G2		147	1	148	100%	20	5	15	3085	8	3093	685	384	301	10.78%	2,555	21	44%	3	168	75%	53%	1%	20%	30	7	
		868	6	874	100%	82	34	48	20130	133	20263	3268	3153	115	0.57%	18,671	23	51%	9	2,213	55%	55%	4%	22%	189	64	



District Health Assessment for Multiple District 3234 through December 2025

District Name	Status/ Number of Months in Status *	Clubs							Membership							Member Strength		Cancellation		Reports			Finance		Leadership		
		Active Clubs	Clubs in Status Quo	Total Clubs	% Status Quo Clubs in Financial Suspension	New Clubs	Cancelled Clubs	YTD Net Club Gain/Loss	Current Members In Active Clubs	Current Members In Status Quo Clubs	Current Total Members Count	YTD Add	YTD Drop	YTD NetGrowth (includes Active and Status Quo)	YTD NetGrowth% (includes Active and Status Quo)	Member Count 12 Months Ago	Average Member Count Per Club	% of Clubs with less than 20 members	Average Cancelled Club Age	Members Lost Due to Cancelled Clubs	% of Clubs Reporting Service	% No MMR in 3 Months	% No Officer Report in 12 months	% of Clubs with balance 90+ days	Number of Zone Chairs Recorded	Number of Region Chairs Recorded	District Officers Vacancies **
3234D1		71	0	71	0%	2	3	-1	2508	0	2508	245	107	138	5.82%	2,503	35	21%	3	46	97%	35%	0%	0%	21	5	
3234D2		109	1	110	100%	5	7	-2	5440	20	5460	626	280	346	6.77%	5,359	50	18%	15	142	67%	49%	1%	2%	16	0	
3234H1		116	1	117	100%	12	7	5	3842	25	3867	825	426	399	11.51%	3,416	33	15%	3	192	92%	40%	3%	3%	21	7	
3234H2		93	2	95	100%	2	20	-18	3784	56	3840	264	907	-643	-14.34%	3,895	41	12%	4	658	97%	40%	8%	16%	24	6	
		389	4	393	100%	21	37	-16	15574	101	15675	1960	1720	240	1.55%	15,173	40	16%	6	1,038	87%	42%	3%	5%	82	18	




District Health Assessment for MULTIPLE DISTRICT 3241 through December 2025

District Name	Status/ Number of Months in Status *	Clubs							Membership							Member Strength		Cancellation		Reports			Finance	Leadership			
		Active Clubs	Clubs in Status Quo	Total Clubs	% Status Quo Clubs in Financial Suspension	New Clubs	Cancelled Clubs	YTD Net Club Gain/ Loss	Current Members In Active Clubs	Current Members In Status Quo Clubs	Current Total Members Count	YTD Add	YTD Drop	YTD NetGrowth (includes Active and Status Quo)	YTD NetGrowth% (includes Active and Status Quo)	Member Count 12 Months Ago	Average Member Count Per Club	% of Clubs with less than 20 members	Average Cancelled Club Age	Members Lost Due to Cancelled Clubs	% of Clubs Reporting Service	% No MMR in 3 Months	% No Officer Report in 12 months	% of Clubs with balance 90+ days	Number of Zone Chairs Recorded	Number of Region Chairs Recorded	District Officers Vacancies **
DISTRICT 3241 A		151	2	153	100%	20	7	13	4897	48	4945	1151	441	710	16.77%	4,306	32	25%	6	111	86%	39%	3%	14%	32	15	
DISTRICT 3241 B		68	0	68	0%	7	0	7	2068	0	2068	273	197	76	3.82%	1,847	30	18%	0	0	78%	47%	6%	9%	13	5	
DISTRICT 3241 C		175	2	177	100%	8	6	2	5135	32	5167	781	308	473	10.08%	4,792	29	25%	6	65	91%	56%	0%	7%	24	12	GMT
DISTRICT 3241 D		64	4	68	100%	3	3	0	1509	50	1559	237	112	125	8.72%	1,509	24	51%	2	44	96%	50%	1%	28%	15	3	
DISTRICT 3241 E		42	4	46	100%	6	10	-4	1107	61	1168	300	514	-214	-15.48%	1,268	26	33%	4	431	83%	59%	4%	22%	8	3	
DISTRICT 3241 F		42	0	42	0%	2	3	-1	1154	0	1154	52	114	-62	-5.10%	1,147	27	21%	9	61	81%	79%	2%	10%	12	5	
DISTRICT 3241 G		114	0	114	0%	7	2	5	3584	0	3584	535	174	361	11.20%	3,383	31	25%	3	34	68%	49%	4%	11%	29	10	
DISTRICT 3241 H		107	0	107	0%	9	2	7	3330	0	3330	623	141	482	16.92%	2,873	31	9%	6	0	100%	29%	5%	7%	26	8	
DISTRICT 3241 I		75	2	77	100%	5	9	-4	2487	40	2527	510	337	173	7.35%	2,366	33	18%	6	119	94%	39%	1%	10%	23	6	
		838	14	852	100%	67	42	25	25271	231	25502	4462	2338	2124	9.09%	23,491	30	24%	6	865	87%	47%	3%	12%	182	67	



District Health Assessment for MULTIPLE DISTRICT 3242 through December 2025

	Clubs							Membership							Member Strength		Cancellation		Reports			Finance	Leadership				
	Status/ District Name Number of Months in Status *	Active Clubs	Clubs in Status Quo	Total Clubs	% Status Quo Clubs in Financial Suspension	New Clubs	Cancelled Clubs	YTD Net Club Gain/ Loss	Current Members In Active Clubs	Current Members In Status Quo Clubs	Current Total Members Count	YTD Add	YTD Drop	YTD NetGrowth (includes Active and Status Quo)	YTD NetGrowth% (includes Active and Status Quo)	Member Count 12 Months Ago	Average Member Count Per Club	% of Clubs with less than 20 members	Average Cancelled Club Age	Members Lost Due to Cancelled Clubs	% of Clubs Reporting Service	% No MMR in 3 Months	% No Officer Report in 12 months	% of Clubs with balance 90+ days	Number of Zone Chairs Recorded	Number of Region Chairs Recorded	District Officers Vacancies **
DISTRICT 3242 A		180	1	181	100%	7	16	-9	5477	13	5490	605	829	-224	-3.92%	5,223	30	29%	8	470	45%	54%	5%	12%	40	10	
DISTRICT 3242 B		199	1	200	100%	17	1	16	7038	23	7061	1647	277	1370	24.07%	5,781	35	26%	4	0	95%	37%	1%	23%	44	9	
DISTRICT 3242 C		129	0	129	0%	7	1	6	4626	0	4626	409	189	220	4.99%	5,344	36	19%	3	19	95%	55%	5%	7%	27	5	
DISTRICT 3242 E		195	0	195	0%	12	0	12	8563	0	8563	918	227	691	8.78%	7,882	44	11%	0	0	97%	55%	0%	3%	37	12	
DISTRICT 3242 F		304	0	304	0%	39	1	38	11627	0	11627	2051	470	1581	15.74%	10,466	38	14%	15	18	78%	38%	1%	5%	86	18	
		1007	2	1009	100%	82	19	63	37331	36	37367	5630	1992	3638	10.79%	34,696	37	19%	8	507	81%	46%	2%	10%	234	54	

* - District Status: P - Provisional, T - Transitional.
** - District Officers Vacancies: DG - District Governor, 1st VDG - First Vice District Governor, 2nd VDG - Second Vice District Governor.